

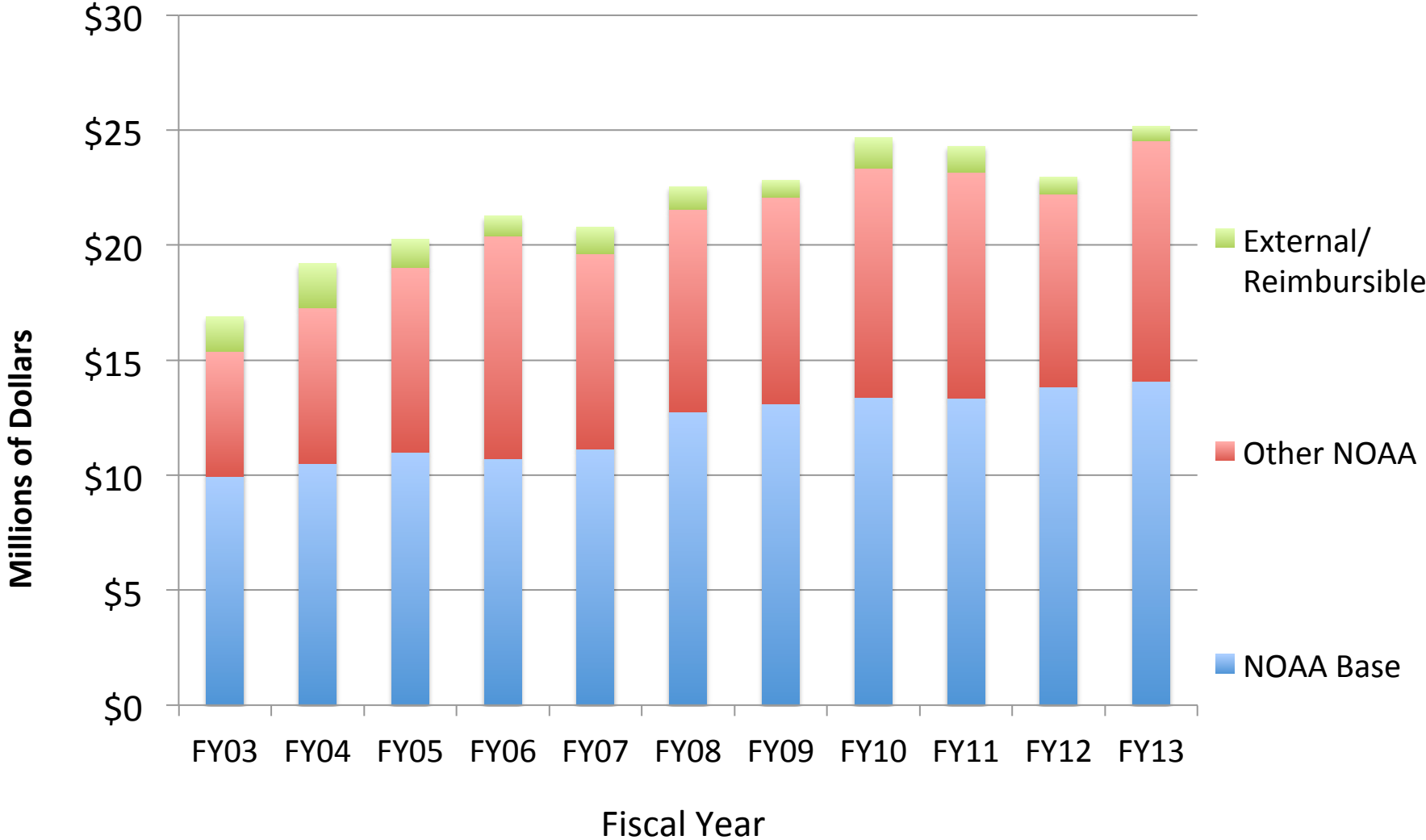
AOML Laboratory Review

Funding History

2003 - 2013

AOML Resources: Funding

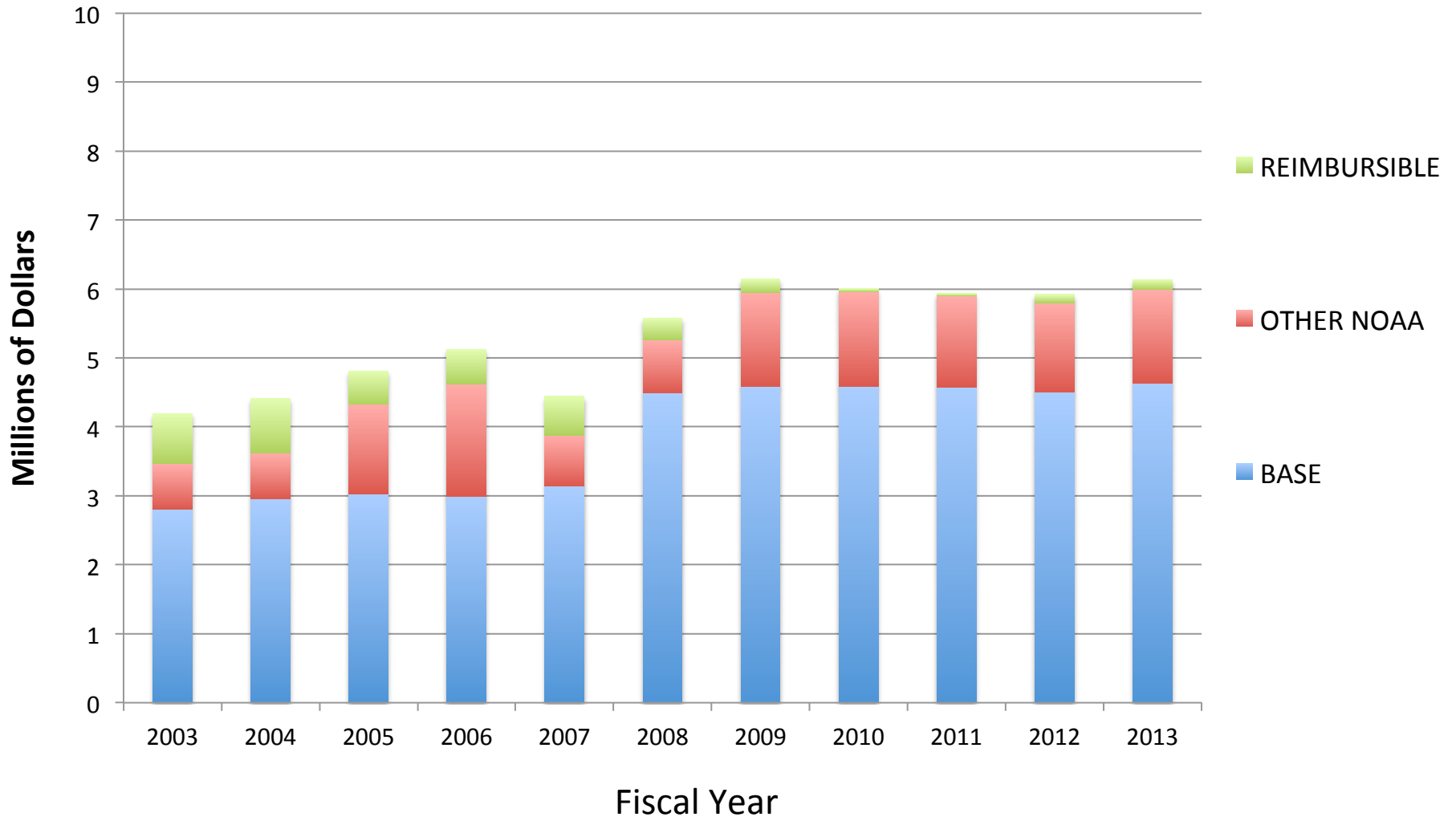
AOML Total Funding from 2003 – 2013, by source



Hurricane Research Division

Funding by Source

2003 - 2013



Hurricane Research Division Funding by Source

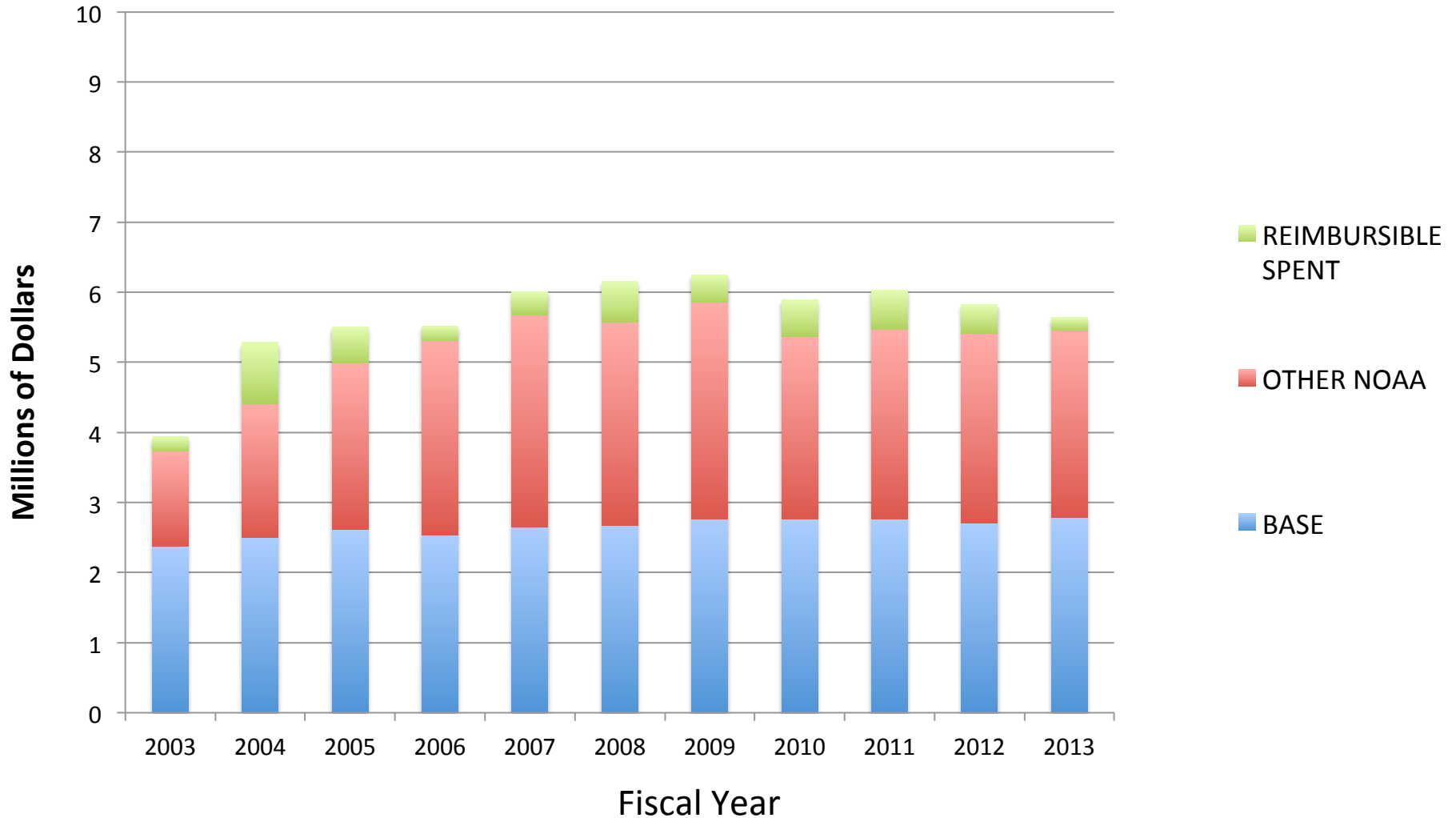
2003 - 2013

		BASE	OTHER NOAA	REIMBURSIBLE
HRD	2003	2,802,600	664,615	723,414
HRD	2004	2,960,400	659,216	788,113
HRD	2005	3,032,600	1,292,470	486,335
HRD	2006	2,991,700	1,633,816	501,345
HRD	2007	3,144,200	737,800	559,825
HRD	2008	4,488,130	776,145	314,210
HRD	2009	4,584,200	1,365,142	192,076
HRD	2010	4,584,200	1,378,562	44,600
HRD	2011	4,579,196	1,324,165	32,540
HRD	2012	4,501,559	1,296,951	121,129
HRD	2013	4,633,983	1,362,080	139,687

Ocean Chemistry & Ecosystems Division

Funding by Source

2003 - 2013



Ocean Chemistry and Ecosystems Division

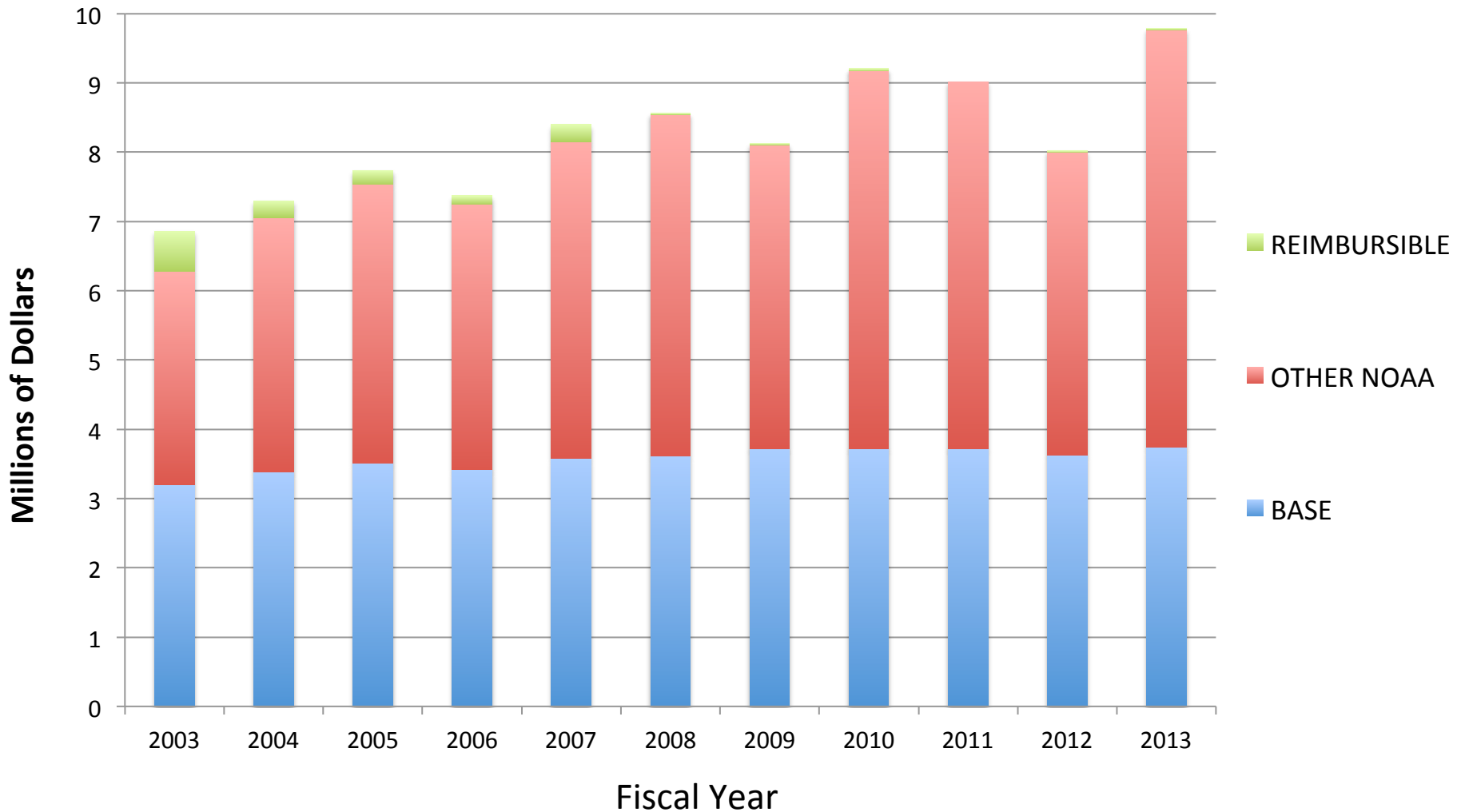
Funding by Source

2003 - 2013

		BASE	OTHER NOAA	REIMBURSIBLE SPENT
OCD	2003	2,370,000	1,363,388	201,539
OCD	2004	2,503,400	1,901,749	877,036
OCD	2005	2,613,800	2,371,079	522,985
OCD	2006	2,530,000	2,775,298	212,453
OCD	2007	2,653,600	3,022,800	331,457
OCD	2008	2,676,871	2,893,774	579,128
OCD	2009	2,757,900	3,098,700	386,500
OCD	2010	2,757,900	2,613,335	521,500
OCD	2011	2,757,948	2,710,282	566,224
OCD	2012	2,704,102	2,707,866	417,245
OCD	2013	2,783,649	2,674,572	180,058

Physical Oceanography Division Funding by Source

2003 - 2013



Physical Oceanography Division

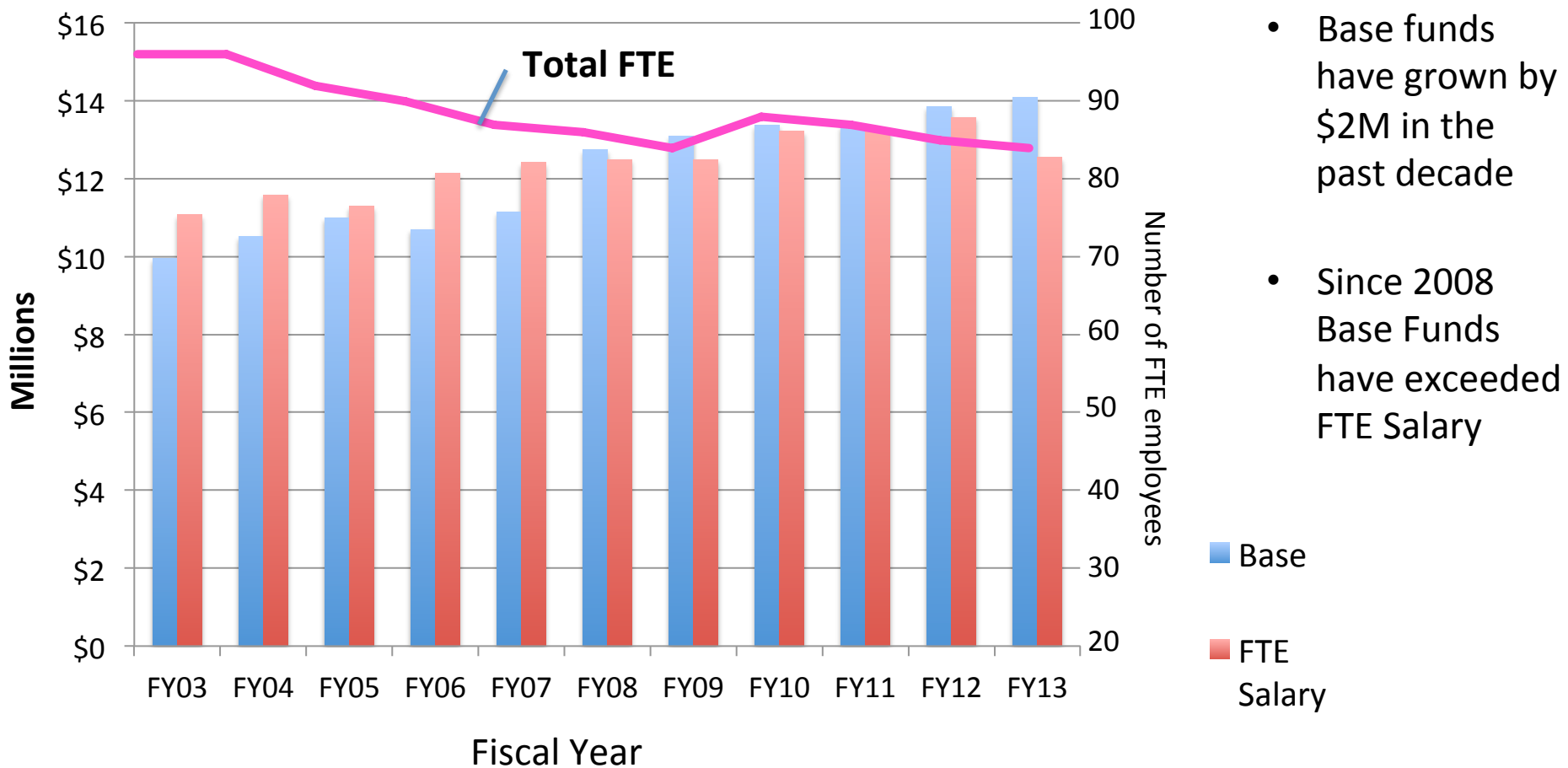
Funding by Source

2003 - 2013

		BASE	OTHER NOAA	REIMBURSIBLE SPENT
PHOD	2003	3,199,900	3,078,377	582,734
PHOD	2004	3,380,000	3,677,610	243,095
PHOD	2005	3,511,700	4,024,808	200,722
PHOD	2006	3,415,800	3,834,911	119,698
PHOD	2007	3,579,000	4,572,910	245,310
PHOD	2008	3,610,401	4,932,900	20,000
PHOD	2009	3,719,800	4,386,433	20,000
PHOD	2010	3,719,800	5,452,236	35,464
PHOD	2011	3,719,752	5,288,523	0
PHOD	2012	3,631,263	4,368,763	20,000
PHOD	2013	3,738,085	6,029,498	20,000

AOML Resources: Budget vs. Salaries

Base Funding vs. FTE Salary Load (including FTE count), 2003 - 2013



AOML FY 2013 Operating Expenses

